

Extra information...



Quarrying for sand

<p>Teachers Notes</p>	<ul style="list-style-type: none"> • Outlines the process of quarrying for sand • Introduces the concept of stages in quarrying and life before and after quarrying • Illustrations of 'a field' and a 'field and a pond' can both represent first or last stages of the process. This may be useful in provoking discussion in class
<p>Fieldwork Information</p>	<ul style="list-style-type: none"> • Visit a working sand quarry and / or sorting plant (must be arranged through mineral companies) • Visit a builder's merchant • A trip to a restored sandpit site, for example Tiddenfoot Waterside Park or Sandhouse Nature Reserve (see fact sheets)
<p>Follow-up Ideas</p>	<ul style="list-style-type: none"> • Investigate different prices of types and quantities of local sand • Research uses of sand and link to 'What sand is used for' worksheet • Consider other industries in which there are stages or processes
<p>Sandpit kit inks</p>	<ul style="list-style-type: none"> • Model digger and sand lorry • Quarry Products Association video - What's in a quarry? • Sand box • Sand sieves for sorting and grading sand • Fact sheets: Tiddenfoot Waterside Park and Sandhouse Nature Reserve
<p>Curriculum Links</p>	<p>GEOGRAPHY</p> <ul style="list-style-type: none"> • Asking geographical questions (what is it like?, how did it get like this? etc) • Environmental change - people managing and sustaining their environments <p>HISTORY</p> <ul style="list-style-type: none"> • Placing events, people and places in a chronological framework • Organising historical information <p>SCIENCE</p> <ul style="list-style-type: none"> • Treating the environment with care and sensitivity <p>PSHE & CITIZENSHIP</p> <ul style="list-style-type: none"> • Realising responsibilities for meeting the needs of people and living things

QUARRIES - Quarrying for sand


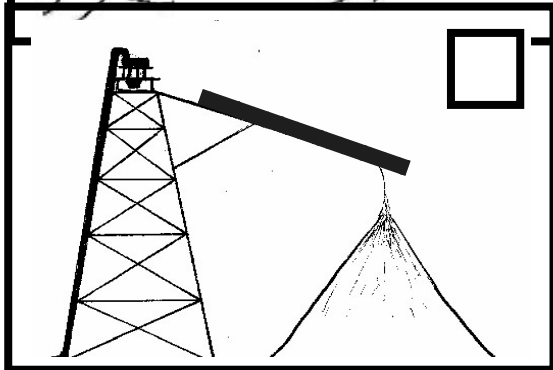

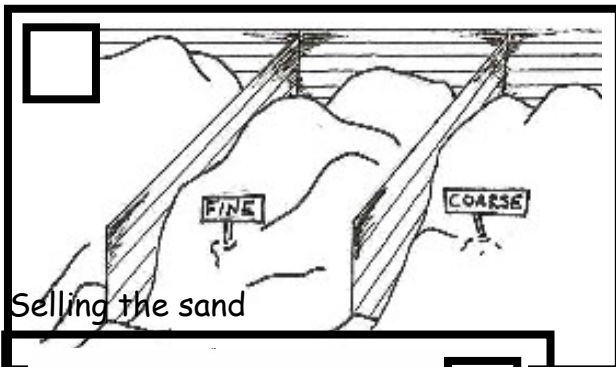


The process of taking sand from the ground is called QUARRYING.

Leighton Buzzard is famous for its sand and there are lots of sand quarries locally.

These pictures all show stages in the life of a sand quarry and what happens to the sand - try and place them in the correct order by numbering them from 1 to 6 in the space provided.

(Number 1 should be the earliest).

Think about what the area looked like before there was a quarry and where the sand goes.



Name

