

Areas.

- 417m² - gross external internal building area
- 76m² - main entrance and approach ramp
- 103m² - external eating / external eating hatch area
- 12m² - entrance to GT

- internal seating for cafe for 34 covers (8 potential additions in the future)
- external seating for cafe for 56 covers

nicolas tye architects
 the long barn studio limbersey lane maulden
 bedfordshire MK45 2EA
 t: +44(0)1525 406677 fax +44(0)1525 406688
 w: www.nicolastyearchitects.co.uk e: info@nicolastyearchitects.co.uk

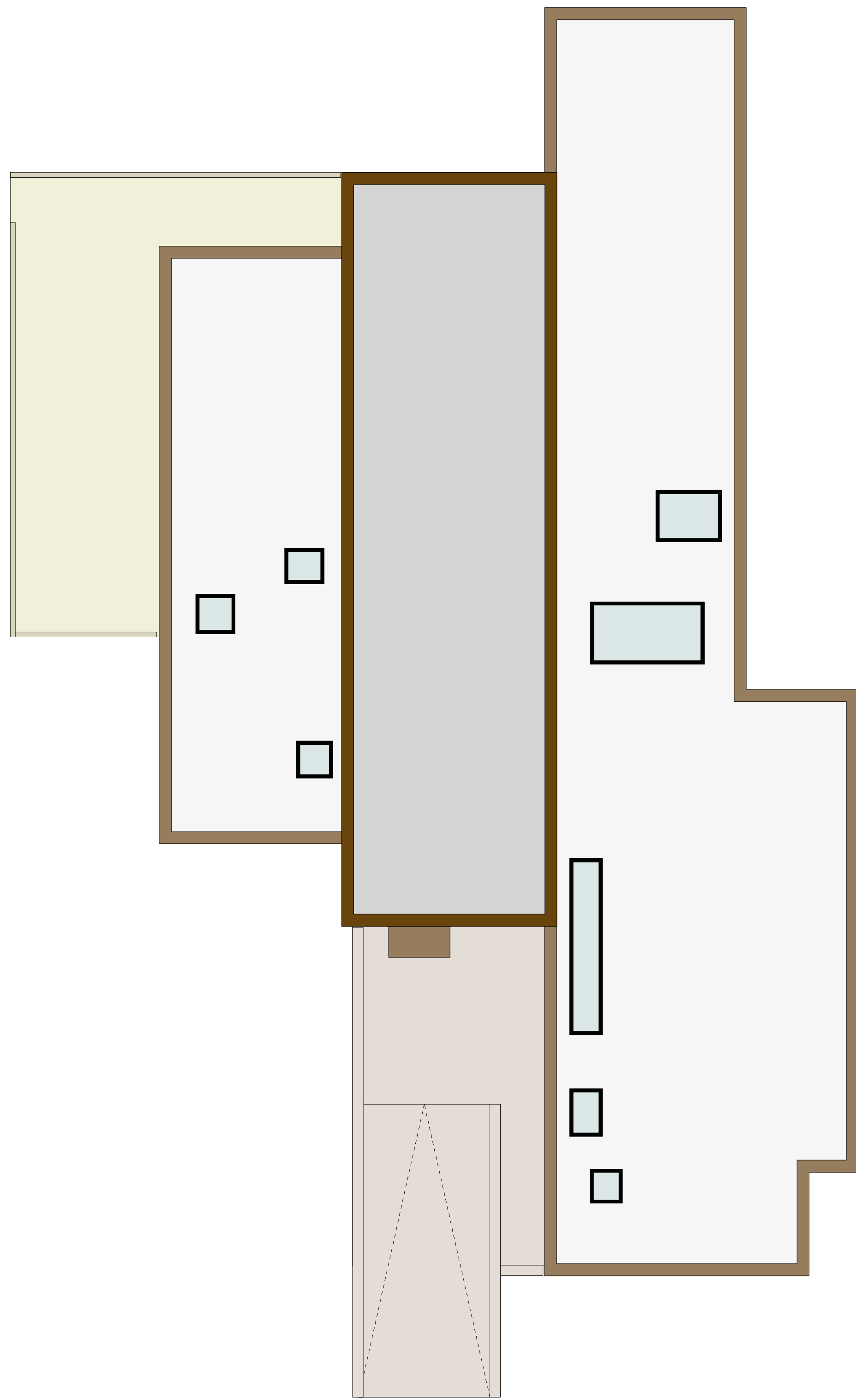
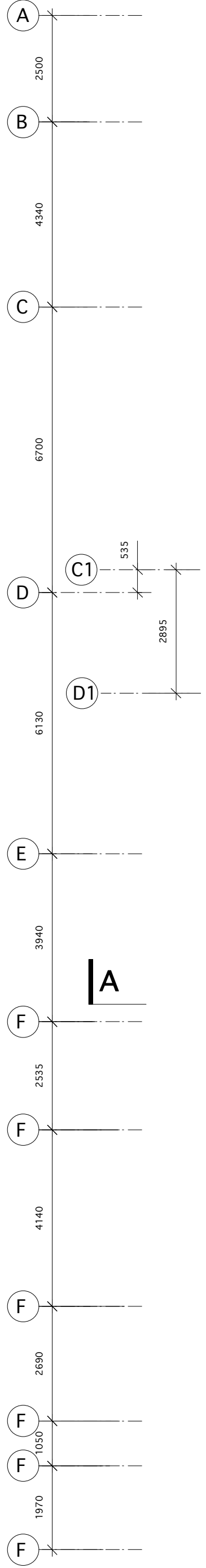
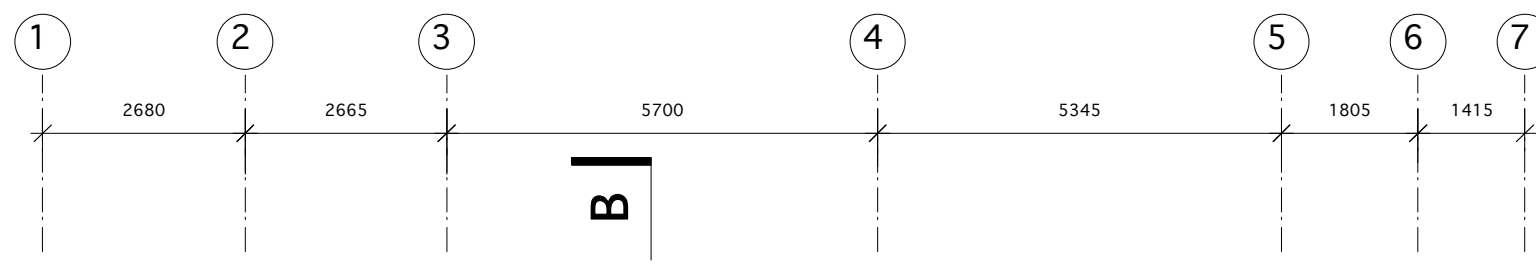
NOTES
 All works must conform to NBS Specifications, manufacturers recommendations, British Standards, Code of Practice, Local Authority regulations and to the satisfaction of the owners and Architect. Please note that if drawings conflict with any of these documents/bodies, contractor is to advise architect.

revision
 16.3.09 - Planning application

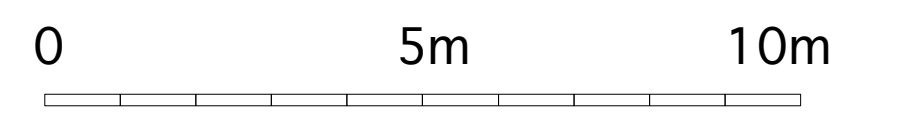
project **working woodland centre, maulden wood**
 drawing title **proposed ground floor plan**
 scale **1:1000a1** date **02.09** drawn by **npt**
 status **1:2000a3** For tender for construction

1319.02.02
 drawing number
 revision

© copyright reserved by architect under name & personal copyright information. No use of drawings to be confirmed on site. Information contained within this drawing is the sole property of nicolas tye architects and is not to be reproduced without their express permission. This document must not be copied without written permission and the contents must not be reported to a third party for any other architectural purpose.



B



nicolas tye architects
 the long barn studio limbersey lane maulden
 bedfordshire mk45 2ea
 t: +44(0)1525 406677 fax: +44(0)1525 406688
 w: www.nicolastyearchitects.co.uk e: info@nicolastyearchitects.co.uk

notes
 All works must conform to NBS Specifications, manufacturers recommendations, British Standards, Codes of Practice, Local Authority regulations and to the satisfaction of the owners and Architect. Please note that if drawings conflict with any of these documents/specs, contractor is to advise architect.

revision
 16.3.09 - Planning application

project **working woodland centre, maulden wood**

drawing title **proposed roof plan**

scale **1:1000a1** date **02.09** drawn by **npt**

status **1:2000a3** for tender for construction

drawing number **1319.02.03** revision

© copyright reserved. No part of this publication may be reproduced, stored in a retrieval system, or transmitted in any form or by any means, electronic, mechanical, photocopying, recording, or by any information storage and retrieval system, without the prior written permission of the copyright owner. All rights reserved.